











10.0mm Narrow Spot Plain Array (10507)



Part no.	10507
Drawing no.	60522
Family	10mm
Type	Array
Diameter	10.0
Beam	Narrow Spot
Finish	Plain



LEDs & Performances

Manu.	LED	Eff.	FWHM	Cd/lm	Spot	Cross section	.IES File
	Cree XLamp XP-E White	88.70	16.4	9.80			
	Lumileds Luxeon Rebel White	86.00	18	7.10			
	Osram Oslon SSL 80 degree White	88.00	19.5	8.50			
	SSC Z - Power Z5 White	84.40	15.1	12.60	