








20.0mm Wide Spot Frosted TIR (10209)




























Part no.	10209
Drawing no.	60441
Family	20mm
Type	TIR
Diameter	20.0
Beam	Wide Spot
Finish	Frosted



LEDs & Performances

Manu.	LED	Eff.	FWHM	Cd/lm	Spot	Cross section	.IES File
	Cree XLamp MC-E White	76.10	38.9	1.90			
	Cree XLamp XM-L White		46.3	2.10			
	Cree XLamp XP-E White	81.60	43	2.10			
	LG 3535 White		46.7	1.90			
	Lumileds Luxeon R White	78.70	45.2	1.90			
	Lumileds Luxeon Rebel ES White	78.70	45.9	4.90			
	Lumileds Luxeon Rebel White	81.80	45.4	2.00			

Manu.	LED	Eff.	FWHM	Cd/lm	Spot	Cross section	.IES File
	Lumileds Luxeon T White	78.70	45.9	4.90			
	Nichia Top Emitting 083 White	80.70	45.2	2.00			
	Nichia Top Emitting NFSW 036 White	80.10	43.6	2.10			
	Nichia Top Emitting NS3W 183T White	83.10	45.5	2.00			
	Osram Dragon Golden Dragon W5SM White	82.20	44.1	2.00			
	Osram Dragon Platinum Dragon W5SN White	81.00	44.3	2.10			
	Samsung WH5 White	82.50	46.6	1.60	