

20.0mm Wide Spot Frosted TIR (10196)











































Part no.	10196
Drawing no.	60461
Family	20mm
Type	TIR
Diameter	20.0
Beam	Wide Spot
Finish	Frosted



LEDs & Performances

Manu.	LED	Eff.	FWHM	Cd/lm	Spot	Cross section	.IES File
	Cree XLamp MC-E White	70.00	45	1.40			
	Cree XLamp XM-L White		39.2	1.50			
	Cree XLamp XP-E White	78.10	31.5	2.50			
	LG 3535 White		35.4	2.40			
	Lumileds Luxeon R White	76.00	33.6	2.50			
	Lumileds Luxeon Rebel ES White	76.00	33.6	2.50			
	Lumileds Luxeon Rebel White	74.00	35	2.00			

Manu.	LED	Eff.	FWHM	Cd/lm	Spot	Cross section	.IES File
	Lumileds Luxeon T White	76.00	33.7	2.50			
	Lumileds Luxeon Z RGBW	78.00	34	2.40			
	Nichia Top Emitting 083 White	75.60	37.4	1.70			
	Nichia Top Emitting NFSW 036 White	79.40	32.8	2.20			
	Nichia Top Emitting NS3W 183T White	80.90	37	1.90			
	Osram Dragon Golden Dragon W5SM White	84.00	32	2.30			
	Osram Dragon Platinum Dragon W5SN White	85.00	31.7	2.30			
	Samsung WH5 White	79.50	42.5	1.50			
	SSC Acrich A2000 White	74.50	35.8	1.90			
	SSC P5-II RGB	77.30	36.1	1.60			
	Stanley 6J White		34.8	2.40	