

## 20.0mm Narrow Spot Frosted TIR (10138)



































































<b>Part no.</b>	10138
<b>Drawing no.</b>	60424
<b>Family</b>	20mm
<b>Type</b>	TIR
<b>Diameter</b>	20.0
<b>Beam</b>	Narrow Spot
<b>Finish</b>	Frosted



### LEDs & Performances

Manu.	LED	Eff.	FWHM	Cd/lm	Spot	Cross section	.IES File
	<a href="#">Avago Jade White</a>	91.60	16.7	7.60			
	<a href="#">Cree XLamp MX-6 White</a>	89.90	20	5.50			
	<a href="#">Cree XLamp XB-D White</a>	86.40	11.5	17.50			
	<a href="#">Cree XLamp XM-L White</a>	86.10	18.6	7.30			
	<a href="#">Cree XLamp XP-C White</a>	86.80	9.3	24.80			
	<a href="#">Cree XLamp XP-E2 White</a>	82.80	10	23.60			

Manu.	LED	Eff.	FWHM	Cd/lm	Spot	Cross section	.IES File
	<a href="#">Cree XLamp XP-G White</a>	86.40	14.3	11.40			
	<a href="#">Cree XLamp XP-G2 White</a>	83.30	13.4	13.80			
	<a href="#">Cree XLamp XT-E White</a>		13.86	13.70			
	<a href="#">Everlight Shuen White</a>	86.30	14	10.30			
	<a href="#">LEDEngin 3W White</a>	86.00	17.4	5.90			
	<a href="#">LEDEngin 5W White</a>	85.70	17.1	5.80			
	<a href="#">Lumileds Luxeon C White</a>	85.60	10.1	19.70			
	<a href="#">Luminus Devices SST-50 White</a>	84.60	23.8	3.80			
	<a href="#">Nichia 219 White</a>	83.30	14.1	12.30			
	<a href="#">Nichia Top Emitting NCSL 119-H3 White</a>	87.00	12.2	14.30			
	<a href="#">Osram Dragon Plus W5AM White</a>	87.30	12.3	13.40			
	<a href="#">Osram Oslon SSL 150 degree White</a>	87.30	11.5	17.30			
	<a href="#">Osram Oslon SSL 80 degree White</a>	86.40	11.5	14.70			
	<a href="#">Samsung 3535 White</a>		13.4	13.90			
	<a href="#">SSC P4 White</a>	85.30	16.4	7.80			
	<a href="#">SSC Z - Power Z1 White</a>	84.90	21.3	4.40			

Manu.	LED	Eff.	FWHM	Cd/lm	Spot	Cross section	.IES File
	<a href="#">SSC Z - Power Z5 White</a>	88.20	12.3	14.00			
	<a href="#">SSC Z - Power Z5M White</a>	84.30	12.9	13.20			
	<a href="#">SSC Z - Power Z5P White</a>		12.7	14.30			
	<a href="#">Stanley 1N White</a>	83.00	19.4	5.90			