

20.0mm Narrow Spot Plain TIR (10003)















Part no.	10003
Drawing no.	60318
Family	20mm
Type	TIR
Diameter	20.0
Beam	Narrow Spot
Finish	Plain



LEDs & Performances

Manu.	LED	Eff.	FWHM	Cd/lm	Spot	Cross section	.IES File
	Avago Jade White	90.10	11.3	12.00			
	Cree XLamp MX-6 White	90.20	15	8.50			
	Cree XLamp XB-D White	87.20	9.3	27.70			
	Cree XLamp XM-L White	87.40	17.3	8.60			
	Cree XLamp XP-C White	86.30	5.1	64.00			
	Cree XLamp XP-E2 White		7.7	40.30			

Manu.	LED	Eff.	FWHM	Cd/lm	Spot	Cross section	.IES File
	Cree XLamp XP-G White	87.90	12.4	16.70			
	Cree XLamp XP-G2 White		11.3	20.50			
	Cree XLamp XT-E White	88.20	11.7	19.00			
	Everlight Shuen White	87.70	11.1	16.70			
	LEDEngin 3W White	86.80	11	10.00			
	LEDEngin 5W White	85.70	11.3	9.90			
	Lumileds Luxeon C White	86.20	5.8	58.40			
	Luminus Devices SST-50 White	86.00	18	5.50			
	Nichia 219 White		12	17.30			
	Nichia Top Emitting NCSL 119-H3 White	88.80	8.6	27.30			
	Osram Dragon Plus W5AM White	88.20	7.75	28.70			
	Osram Oslon SSL 150 degree White	87.00	7.1	37.40			
	Osram Oslon SSL 80 degree White	86.10	7.2	33.80			
	Samsung 3535 White	86.90	10.8	21.40			
	SSC P4 White	87.70	9.5	12.50			
	SSC Z - Power Z1 White	87.10	17.6	6.40			

Manu.	LED	Eff.	FWHM	Cd/lm	Spot	Cross section	.IES File
	SSC Z - Power Z5 White	88.00	7.8	35.40			
	SSC Z - Power Z5M White		10.84	19.60			
	SSC Z - Power Z5P White	85.80	9.3	27.00			
	Stanley 1N White		17.1	7.60	